

# 1LAMP - LAMP. ILUMINACIÓN



**1LAMP5102000**  
LUM.LAMPTUB80 2X18W  
5102000

**1LAMP5102010**  
LUM.LAMPTUB80 2X36W  
5102010

**1LAMP5102020**  
LUM.LAMPZTUB80 2X58W  
5102020




**1LAMP5106100**  
DIF LAMAS LAMPTUB80 565MM  
5106100

**1LAMP5106110**  
DIF LAMAS LAMPTUBO80  
1175MM 5106110

**1LAMP5106120**  
DIF LAMAS LAMPTUB80  
1475MM 5106120



**1LAMP5105200**  
UNION PFL.LAMPTUB80 CODO  
90 5105200



**1LAMP5106400**  
TAPA FINAL LAMPTUB80  
5106400



**1LAMP5105210**  
UNION PFL.LAMPTUB80 "T"  
5105210




**1LAMP5602000**  
LUM.SERIE 1000 RECTO 1A  
LAMP 5602000

**1LAMP5602020**  
LUM.SERIE 1000 2X36W RECTO  
1B LAMP 56020

**1LAMP5602030**  
LUM.SERIE 1000 2X58W RECTO  
1B LAMP 56020



**1LAMP5105220**  
UNION PFL.LAMPTUB80 CRUZ  
5105220



**1LAMP5602120**  
LUM.SERIE 1000 2X36W RECTO  
2B LA,MP 5602

**1LAMP5602130**  
LUM.SERIE 1000 2X58W RECTO  
2B LAMP 56021




**1LAMP5106000**  
UNION FLEX.LAMPTUB80  
5106000



**1LAMP5602220**  
CODO S-1000 36W. 5602220

**1LAMP5602230**  
LUM.SERIE 1000 2X58W CODO  
B 5602230

# 1LAMP - LAMP. ILUMINACIÓN



**1LAMP5607010**  
ACC.BARRA ELECT.S-1000  
1170MM 36W 560701

**1LAMP5607020**  
ACC.BARRA ELECT. S-1000  
1470MM 58W 56070



**1LAMP9401055**  
CUERPO C/EQUIPO HM 400W  
HANGAR 9401055 L



**1LAMP9406300**  
CRISTAL PROTECCION HANGAR  
9406300 LAMP

**1LAMP9406510**  
REFLECTOR ELIPSOIDAL HAN-  
GAR 9406510 LAMP



**1LAMP9606010**  
FIJACION INTER LAMPFIM  
96.06.010



**1LAMP9607550**  
SUSPRIGIDA  
COM.100MM.9607550

**1LAMP9607560**  
SUSPRIGIDA COM. 250MM.  
9607560

**1LAMP9607570**  
SUSPENSION RIG.500  
MM.9607570



**1LAMP9607620**  
SUSP.DIRECTA FLORON  
COM.9607620